

How to process a Straumann Case using the iTero workflow



Requirements

- Lab must have the iTero Partner Online or iTero Full Partner Software.
- Straumann production center has to be added to iTero lab relations.
- Lab must have Straumann Cares Cad Cam System.
- For first time users of the Straumann / iTero digital implant workflow, the lab must contact Straumann and provide the iTero company ID number to set up the account.

Straumann Generalities

Straumann has two scan body types: Mono scan body and Conventional scan body. iTero workflow is going to be the same for both types of scan bodies.

Straumann Mono Scan body



Straumann Scan Body

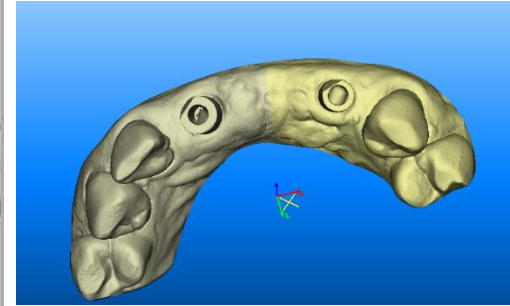
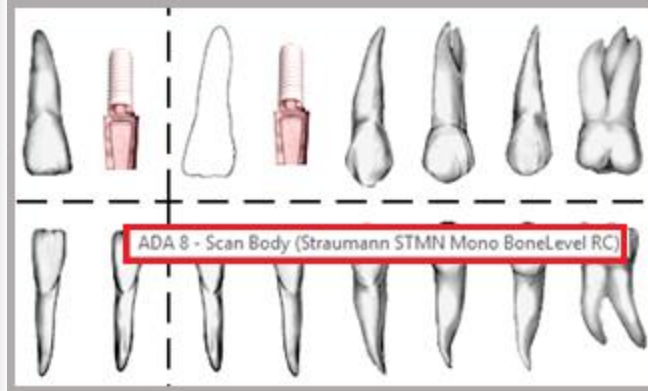
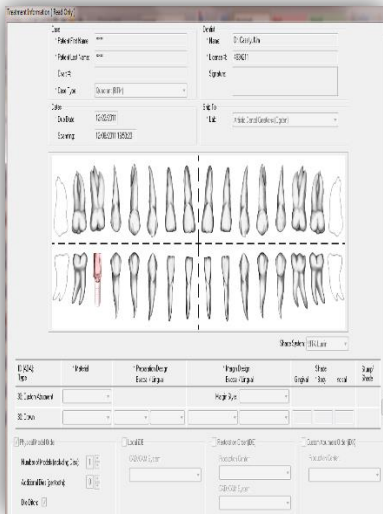


Processing a Straumann case in three simple steps

iTero Restoration Order IDE allows exportation of iTero cases directly to a production center. Straumann will assist with the design and manufacture of the abutment and restoration (if required).

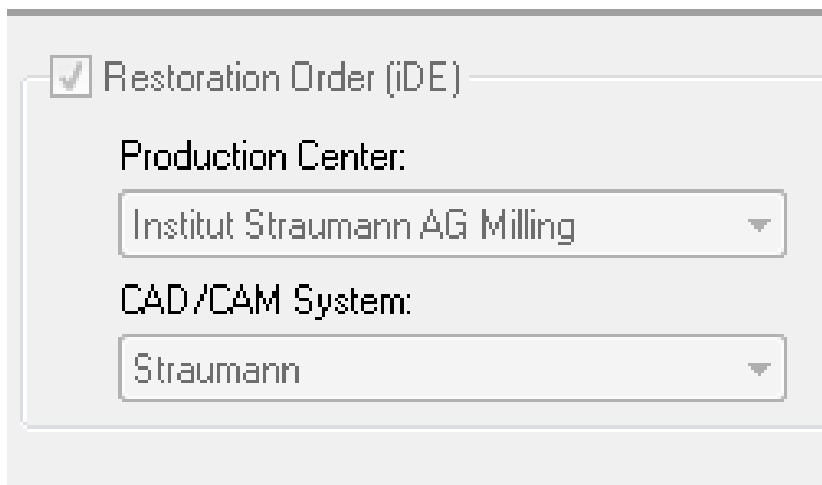
Step 1

Once the case enters the “iTero Lab Review” stage, the lab opens the file and verifies that the scan body is properly named according to the type of scan body that the patient has.



Step 2

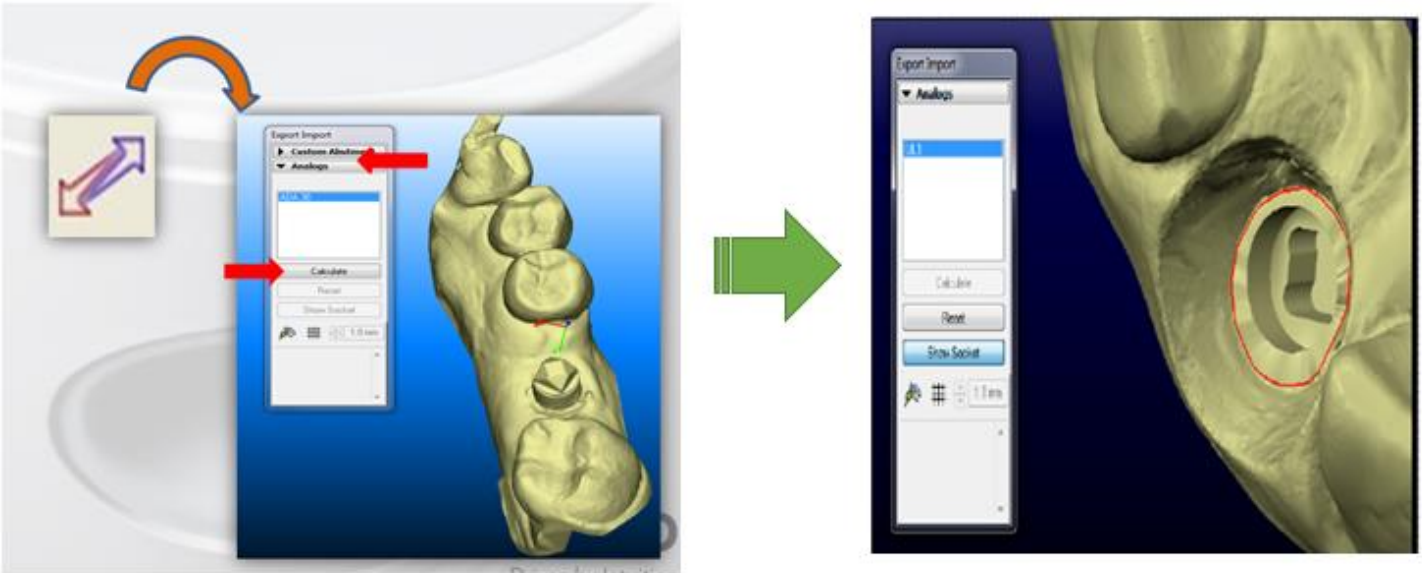
On the iTero Rx, simply check the box next to Restoration Order (iDE) and select the desired production center (Institut Straumann AG Milling) from the drop down menu. Straumann Production Center has to be previously added to your company relations. This export option will allow you to receive the case in your Straumann Care System (CS2 system) for designing purposes.



Step 3

Last step is creating the analog socket, please follow the below instructions :

- 1- Go to the tool bar and click on “export-import tool”.
- 2- Click on “Analog”.
- 3- Choose one of the scan bodies and click on “calculate”.
- 4- Socket will be created based on Rx information.
- 5- Repeat the process if you have more than one scanbody.



After these 3 steps, you are ready for saving the changes and sending the case. iTero will send to you a physical model with a socket in place and Straumann will send you the the final abutment.